



www.mincon.com



DRILL MASTS

2024

The Driller's Choice



CONTENTS

Mincon Company Information	2
About Drill Masts	4
Building Your Drill Tooling Package	5
M212-PD Solar Pile Driver	6
Efficiency Through Innovation	7
M220-PD Solar Pile Driver	8
M207 Drill Mast Attachment	9
M212 Drill Mast Attachment	10
M220 Excavator Drill Mast Attachment	11
M106 Skid Steer Drill Attachment	12
M112 Drill Mast Attachment	13
M120 Excavator Drill Mast Attachment	14
JT100 Series Drill Head	15
JT200 Series Drill Head	16

The Driller's Choice





MINCON, EST. 1977

Mincon has earned its reputation as The Driller's Choice thanks to nearly five decades of developing world-class rock drilling solutions for a wide range of applications.



EXPERTS ON SITE

Our rock-drilling expertise doesn't stop at manufacturing. Around the world, our highly qualified teams work closely with customers to tailor their requirements to available drilling platforms and ground conditions, while also accounting for application-specific requirements. Importantly, feedback from every drill site is provided to our design engineers, informing the cycle of continuous improvement.



SOLUTIONS FOR EVERY APPLICATION


Our products can be found on drill sites around the world, in the blasthole, exploration, geotechnical, water-well, geothermal, and commercial solar industries.

At each of those projects, drillers have insisted on using Mincon tools and drill masts for their superior reliability, durability, performance, and efficiency.



ENGINEERED EFFICIENCY

For us, efficiency means drilling faster while using less fuel and maintaining productivity throughout the useful life of a product. We want our customers to get the best performance out of their drilling solution. We achieve this with our own, proven designs; precise manufacturing; and proprietary heat-treat processes, all of which result in components that have tight tolerances, as well as tailored surface and material properties that ensure longer life.



EUROPE AND MIDDLE EAST REGION

All European Countries
Middle East Countries

AMERICAS REGION

North and South America

AFRICA REGION

African Continent

ASIA PACIFIC

Australia, New Zealand,
Pacific Islands

POINTS OF PRESENCE

With nine global factories, a growing network of Mincon customer service centers, and more than 200 distributors, we have the international presence that our customers need. We manufacture within each respective region to meet local customer demand, while providing service and support to ensure customers achieve optimum productivity from their assets.

COMPREHENSIVE PRODUCT RANGE

Our ambition is always to offer customers a comprehensive range of drilling tools that will drill faster and last longer. Individually, Mincon products offer incremental savings. Together, a complete Mincon drill string will deliver tangible savings through higher penetration rates, unparalleled durability, rock-solid reliability, and reduced strain on auxiliary components.



BUILT FOR DRILLERS, BY DRILLERS

Our drill units are engineered to reduce maintenance and increase operational simplicity. This approach results in stronger components and equipment that lasts longer.

Businesses need efficiency and flexibility to grow. Efficiency is engineered into every drilling system we design. We start by understanding your application and the sub-surface conditions you need to drill through. From there, we help you build your drill tooling package and drill mast system from the ground up, to maximize your penetration rates and equipment performance.

This flexibility comes from our “Integrated Solutions” ethos. We build our drill mast attachments to integrate with your existing fleet of excavators by building bespoke mounting systems. Then, through our support technology partnerships, each unit can be integrated with GPS location systems, remote controls, and other on-site support technologies. Finally, our modular build structure allows for multiple drilling applications and tooling setups to be used as your business grows into new projects.

Mincon’s integrated drilling solutions give you the efficiency you need to grow your business, with the flexibility to diversify it and lower your long-term equipment costs. With lower maintenance requirements and a growing network of service and support partners, our integrated drilling solutions help simplify equipment ownership for your business.



Modular components like our JT200 drill head make drilling more reliable and affordable.

PACKAGES BUILT AROUND YOUR APPLICATION

DID YOU KNOW?

Our new M220-PD Solar Pile Driver drill mast attachment is available with a hard rock pre-drilling package.

We build your drill tooling package based on your sub-surface conditions, to maximize drill speed and project efficiency.


To achieve optimum performance and project efficiency, we build your drill tooling package to suit your application and sub-surface conditions. This ensures that your drill mast and tooling package will help you get work done on time and within budget.

We build complete drilling packages for almost any application, including hard-rock drilling using our highly efficient DTH hammers, heavy-duty drill bits, and drill pipe. We can also build dedicated

dewatering drilling packages and now offer pile driver setups for solar applications with our powerful M2-PD Series Drill Masts. Many more options are available for micropiling, geotechnical and fence post drilling. Mincon rigs, masts, hammers, and drill pipes use industry-standard connections so that each package can easily be integrated with any existing tooling you have. Our equipment and product experts specialize in building drill packages for renewable energy installations, even in the hardest rock.



**Want to learn more
about building
your complete
drilling package?
Scan the QR code
to get started!**



M212-PD

SOLAR PILE DRIVER

The M212-PD Solar Pile Driver Mast for Excavator Attachment is ideal for solar pile driving applications. A 1 000 joule impact force hammer drives piles fast and efficiently via the included remote control pack. The hydraulic slide moves the mast on and off the pile quickly while the available GPS location system from Trimble gets you on location. The M212-PD Pile Driver Attachment connects to the excavator's auxiliary hydraulic ports and can be operated via the main control panel on the drill mast or the included remote control pack.

Specifications

Description	Imperial	Metric
Power & Hydraulics		
Max System Pressure	3 000 psi	206 bar
Max Flow Rate	34 Gal/min	128 L/min
Max Pullback / Pushdown	22 000 lb	9 979 kg
Dimensions		
Height	17' 5"	5.3 m
Mast Stroke	12'	3.6 m
Width	58.4"	1 483 mm
Weight* (excl. hydraulic hoses)	3 520 lb	1 600 kg
Attachment Type	Excavator Only	
Hammer		
Impact Force	1 000 joules	
BPM	550 - 900	
Max Pile Dimensions (Guide opening)	11" x 12"	279 mm x 304 mm
*Available with Trimble® Groundworks Machine Control System Integration		

Key features:

- 17' 5" mast height
- 12' mast stroke for H-beam piles
- 22 000 lb of pullback / push down
- Excavator attachment only
- 90° side-mount hinge system
- Pile-driver hammer
- Remote control package for hammer, feed, horizontal slide, angle - (requires power)
- T-Leg transport/storage legs



Want to learn more about the M212-PD? Scan the QR code to get in touch!

EFFICIENCY THROUGH INNOVATION

Built for integration. Grow your business with integrated solar solutions for your excavators and GPS locations system to maximize your project efficiency.

Construction Technology integrations are the solution solar drilling companies have been looking for to take their operations to the next level. Our equipment offers seamless integration options with multiple technology partners to help our customers grow their businesses.

Our Construction Technology integrations allow operators to use real-time 3D design information to guide their equipment. With these integrations, drilling crews can quickly and accurately determine the exact location for their piles, ground screws or pre-drilling boreholes, and eliminate the need for manual measurements. This significantly reduces the risk of errors for quicker completion times, lower costs, and increased productivity on every job site.

Trimble® Groundworks Machine Control System is an example of Construction Technology integrations that are revolutionizing the solar installation industry by delivering unprecedented accuracy and efficiency to the pre-drilling and installation process.



INTEGRATES WITH TRIMBLE

The Trimble Groundworks System has been customized specifically for our machines and the unique needs of solar installation projects, ensuring that contractors have the tools they need to get the job done efficiently and effectively onsite.

Utilizing integrated Construction Technology like the Trimble Groundworks Systems can streamline your installation operations, improve safety, and save time and money. With direct installation, service and support from Trimble our partnerships with integrated Construction Technologies give you an efficient foundation to grow your business.



M220-PD

SOLAR PILE DRIVER

The M220-PD Solar Pile Driver Mast for Excavator Attachment is ideal for solar pile driving applications. A 1 000 joule impact force hammer drives piles fast and efficiently via the included remote control pack. The hydraulic slide moves the mast quickly on and off the pile, while integrated GPS systems get you on location. The M220-PD Pile Driver Attachment connects to the excavator's auxiliary hydraulic ports and can be operated via the main control panel on the drill mast or the included remote control pack.

Specifications

Description	Imperial	Metric
Power & Hydraulics		
Max System Pressure	3 000 psi	206 bar
Max Flow Rate	34 Gal/min	128 L/min
Max Pullback / Pushdown	22 000 lb	9 979 kg
Dimensions		
Height	25' 6"	7.77 m
Mast Stroke	20'	6 m
Width	58.4"	1 483 mm
Weight* (excl. hydraulic hoses)	4 125 lb	1 875 kg
Attachment Type	Excavator Only	
Hammer		
Impact Force	1 000 joules	
BPM	550 - 900	
*Available with Trimble® Groundworks Machine Control System Integration		

Key features:

- 25' 6" mast height
- 20' mast stroke for H-beam piles
- 22 000 lb of pullback / push down
- Excavator attachment only
- 90° side-mount hinge system
- 1 000 joule pile-driver hammer
- Remote control package for hammer, feed, horizontal slide, angle - (requires power)
- T-Leg transport/storage legs



Want to learn more about the M220-PD? Scan the QR code to get in touch!

M207

DRILL MAST ATTACHMENT

The M207 Drill Mast Attachment uses 5 ft (2m) drill rods with the high torque JT200 Series drill heads for geothermal, micro piling and foundation applications. With setups for mud, air and geotechnical drilling the M207 is a powerful drill attachment for skid steers and excavators. A shorter mast version (4' 7" stroke) is available for low-headroom drill sites. Configurations are available for 18" OD boreholes with DTH hammers or augers.

Specifications

Description	Imperial	Metric
Power & Hydraulics		
Max System Pressure	3 000 psi	206 bar
Max Flow Rate	34 gal/min	128 L/min
Max Pullback / Pushdown	22 000 lb	9 979 kg
Dimensions		
Mast Height	11' 4"	3 358 mm
Mast Stroke	7' 10"	2 388 mm
Width	52"	1 321 mm
Weight* (excl. hydraulic hoses)	2 420 lb	1 110 kg
Attachment Type	Excavator / Skid Steer	
Rotary Head - JT200 Series		
Max Torque	10 595 ft-lbs	14 230 Nm
Max Speed	204 rpm	
Speed Control	Variable	
*Depending on options.		



Want to learn more
about the M207?
Scan the QR code
to get in touch!

M212

DRILL MAST ATTACHMENT

The M212 Drill Mast Attachment for skid steers or excavators is ideal for solar pre-drilling up to 12" OD and ground screw installation applications. Capable of drilling to 12ft deep in a single pass, the M212 is Trimble Ready® from the factory for GPS location system installation. The JT200 Drill Head is set up for DTH Hammer drilling applications with an optional quick-change adaptor for installing ground screws, reducing the change-over to seconds and saving solar installers valuable time on utility-scale projects.

Specifications

Description	Imperial	Metric
Power & Hydraulics		
Max System Pressure	3 000 psi	206 bar
Max Flow Rate	34 Gal/min	128 L/min
Max Pullback / Pushdown	22 000 lb	9 979 kg
Dimensions		
Height	17' 5"	5.3 m
Mast Stroke	12'	3.6 m
Width	58.4"	1 483 mm
Weight* (excl. hydraulic hoses)	3 520 lb	1 600 kg
Attachment Type	Excavator Only	
Rotary Head - JT200 Series		
Max Torque	10 595 ft-lbs	14 230 Nm
Max Speed	204 rpm	
Speed Control	Variable	
*Available with Trimble® Groundworks Machine Control System Integration		



Want to learn more about the M212? Scan the QR code to get in touch!

M220

DRILL MAST ATTACHMENT

The M220 Drill Mast Attachment is ideal for micropiling, foundation, pre-drilling hard rock and solar applications. Capable of drilling with augers, helical anchors, ground screws, DTH hammers and mud drilling setups the M220 Drill Mast Attachment connects to the carrier machine auxiliary hydraulic ports and can be operated via the main control panel on the drill mast or the optional remote control pack.

Specifications

Description	Imperial	Metric
Power & Hydraulics		
Max System Pressure	3 000 psi	206 bar
Max Flow Rate	34 gal/min	128 L/min
Max Pullback / Pushdown	22 000 lb	9 979 kg
Dimensions		
Mast Height	23' 10"	7 265 mm
Mast Stroke	20'	6 096 mm
Width	51"	1 303 mm
Weight* (excl. hydraulic hoses)	3 652 lb	1 660 kg
Attachment Type	Excavator Only	
Rotary Head - JT200 Series		
Max Torque	10 595 ft-lbs	14 230 Nm
Max Speed	204 rpm	
Speed Control	Variable	

*Depending on options.



Want to learn more
about the M220?
Scan the QR code
to get in touch!

M106

SKID STEER DRILL ATTACHMENT

The M106 Skid Steer Drill Mast Attachment is ideal for dewatering and solar applications. Capable of drilling with augers, helical anchors, ground screws, DTH hammers and mud drilling setups the M106 can drill over 200 ft for small bore applications, or to shallower depths for larger boreholes, i.e foundation and underpinning applications. For skid steer or excavator attachment.

Specifications

Description	Imperial	Metric
Power & Hydraulics		
Max System Pressure	3 000 psi	206 bar
Max Flow Rate	34 gal/min	128 L/min
Max Pullback / Pushdown	6 000 lb	2 722 kg
Dimensions		
Mast Height	8.7'	2 662 mm
Mast Stroke	6'	1 829 mm
Width	60"	1 519 mm
Weight* (excl. hydraulic hoses)	725 lb	329 kg
Attachment Type	Excavator / Skid Steer	
Rotary Head Options		
Max Torque	5 100 ft-lbs	6 915 Nm
Max Speed	100 rpm	
Speed Control	Variable	
*Depending on options.		



Want to learn more about the M106? Scan the QR code to get in touch!

M112

DRILL MAST ATTACHMENT

The M112 Drill Mast Attachment for skid steers or excavators is ideal for solar pre-drilling under 7" OD and ground screw installation applications. Capable of drilling to 12ft deep in a single pass, the M112 is Trimble Ready® from the factory for GPS location system installation. The JT100 Drill Head is set up for DTH Hammer drilling applications with an optional quick-change adaptor for installing ground screws, reducing the change-over to seconds and saving solar installers valuable time on utility-scale projects.

Specifications

Description	Imperial		Metric	
Power & Hydraulics				
Max System Pressure	3 000 psi		206 bar	
Max Flow Rate	34 gal/min		128 L/min	
Max Pullback / Pushdown	6 000 lb		2 722 kg	
Dimensions				
Mast Height	15' 10"		4 816 mm	
Mast Stroke	11' 10"		3 600 mm	
Width	60"		1 519 mm	
Weight* (excl. hydraulic hoses)	1 452 lb		650 kg	
Attachment Type	Excavator / Skid Steer			
Rotary Head - JT104	Low Speed		High Speed	
	Imperial	Metric	Imperial	Metric
Max Torque	5 040 ft-lbs	6 840 Nm	2 520 ft-lbs	3 420 Nm
Max Speed	53 RPM		106 RPM	
*Depending on options.				



Want to learn more
about the M112?
Scan the QR code
to get in touch!


M120

DRILL MAST ATTACHMENT

The M120 Drill Mast Attachment for excavators is ideal for pre-drilling hard rock for dewatering, geotechnical and solar applications. Capable of drilling with augers, helical anchors, ground screws, DTH hammers and mud drilling setups the M120 Drill Mast Attachment can drill up to 200 ft for small bore applications, or to shallower depths for larger bore holes, i.e foundation and underpinning applications. For excavator attachment only.

Specifications

Description	Imperial	Metric
Power & Hydraulics		
Max System Pressure	3 000 psi	206 bar
Max Flow Rate	34 gal/min	128 L/min
Max Pullback / Pushdown	6 000 lb	2 722 kg
Dimensions		
Mast Height	23' 10"	7 247 mm
Mast Stroke	20'	6 100 mm
Width	60"	1 519 mm
Weight* (excl. hydraulic hoses)	2 236lb	1 014 kg
Attachment Type	Excavator Only	
Rotary Head Options		
Max Torque	5 100 ft-lbs	6 915 Nm
Max Speed	100 rpm	
Speed Control	Variable	
*Depending on options.		



Want to learn more
about the M120?
Scan the QR code
to get in touch!

JT100 SERIES

ROTARY DRILL HEADS



The JT100 Series Rotation Head has a maximum torque of 5 000 ft.lbs and 2 set speeds with variable speed control in between. The high torque/low speed and low torque/high speed settings allow the operator to alternate the drill head's power and speed for different applications and drill methods. A 1-1/2" center bore allows for water or air flushing with the optional 2 500 psi 90-degree swivel.

Specifications

Description	Imperial	Metric	Imperial	Metric
JT101	Low Speed		High Speed	
Max Torque	2 480 ft-lbs	3 360 Nm	1 240 ft-lbs	1 680 Nm
Max Speed	116 rpm		174 rpm	
JT102	Low Speed		High Speed	
Max Torque	3 140 ft-lbs	4 260 Nm	1 570 ft-lbs	2 310 Nm
Max Speed	87 rpm		174 rpm	
JT103	Low Speed		High Speed	
Max Torque	3 890 ft-lbs	5 280 Nm	1 950 ft-lbs	2 640 Nm
Max Speed	69 rpm		139 rpm	
JT104	Low Speed		High Speed	
Max Torque	5 040 ft-lbs	6 840 Nm	2 520 ft-lbs	3 420 Nm
Max Speed	53 rpm		106 rpm	



**Want to learn more
about the JT100?
Scan the QR code
to get in touch!**

JT200 SERIES

ROTARY DRILL HEADS

The JT200 Series Rotation Head has a maximum torque of 10 000 ft-lbs and 2 set speeds with variable speed control in between. The high torque/low speed and low torque/high speed settings allow the operator to alternate the drill head's power and speed for different drilling applications and drill methods. A 2 3/8" center bore allows for water or air flushing with an optional 2 500 psi 90-degree swivel. The JT200 Series Rotation Heads are built to last for DTH Hammer work in production drilling applications with low maintenance requirements.



Specifications

Description	Imperial	Metric	Imperial	Metric
JT201	Low speed		High Speed	
Max torque	5 080 ft-lbs	6 900 Nm	2 540 ft-lbs	3 450 Nm
Max speed	73 rpm		146 rpm	
JT202	Low speed		High Speed	
Max torque	5 925 ft-lbs	8 036 Nm	2 960 ft-lbs	2 960 Nm
Max speed	64 rpm		127 rpm	
JT203	Low speed		High Speed	
Max torque	7 370 ft-lbs	9 996 Nm	3 685 ft-lbs	4 998 Nm
Max speed	51 rpm		102 rpm	
JT204	Low speed		High Speed	
Max torque	9 580 ft-lbs	13 000 Nm	4 790 ft-lbs	6 500 Nm
Max speed	39 rpm		78 rpm	
JT205	Low speed		High Speed	
Max torque	10 495 ft-lbs	14 230 Nm	5 247 ft-lbs	7 139 Nm
Max speed	31 rpm		62 rpm	



**Want to learn more
about the JT200?
Scan the QR code
to get in touch!**

THE COMPLETE PACKAGE

Mincon aims to offer comprehensive product range, allowing drillers to tailor a complete Mincon drilling solution for their application and drilling platform.

Our range includes DTH hammers, DTH drill bits, rotary drill bits, geotechnical and foundation drilling systems, reverse circulation systems for exploration drilling, horizontal directional drilling systems, and drill pipes. Each of these offerings has been designed in-house by Mincon and is manufactured at our state-of-the-art factories around the world.

In addition to our class-leading tools and solutions, we offer customers ancillary equipment for the operation and maintenance of their drill string. This equipment can be installed at customer sites or accessed through Mincon service centres.

We also offer a range of drilling fluids, including Mincon Envirosafe rock drilling oil which ensures the correct lubrication to prolong the service life of DTH hammers. The range includes Envirosafe Foamer and Hole Control, designed to stabilise boreholes in specific ground conditions.

Additional information on the complete Mincon product range can be obtained from your Mincon service centre, distributor, or by visiting www.mincon.com.



MINCON Inc

109 Norfolk Ave SW, 3rd Floor

Roanoke, VA 24011, USA

E. salesUSA@mincon.com

W. mincon.com